

# INTEGRATING EARLY CHILDHOOD DATA TO SUPPORT A MULTI-SECTOR COALITION

## A Success Story from Healthy Northeast Ohio

### AT A GLANCE

The Early Ages Healthy Stages Coalition identified the need for early childhood data in order to make data-informed decisions around the work of the coalition. In addition to collecting their own programmatic data on Ohio Healthy Programs, the Early Ages Healthy Stages Coalition was receiving early childhood health status data through a partnership formed with Better Health Partnership. The coalition expressed interest in bringing this early childhood data to life and sharing it with community members. Healthy Northeast Ohio partnered with the Early Ages Healthy Stages Coalition, and Better Health Partnership, to create an Early Childhood Health & Well-Being dashboard on [www.healthyneo.org](http://www.healthyneo.org). This dashboard, which includes publicly available data and resources, has provided the coalition with the opportunity to show the impact of their work with Ohio Healthy Programs.

### CHALLENGE

The [Early Ages Healthy Stages Coalition \(EAHS\)](#) is a multi-sector collaborative whose mission is to improve the health and well-being of children, ages 0-5, in Cuyahoga County, through childcare environments and community collaborations. As part of EAHS' strategic planning, they recognized the need for early childhood data in order to make data-driven decisions and show the impact of their work.

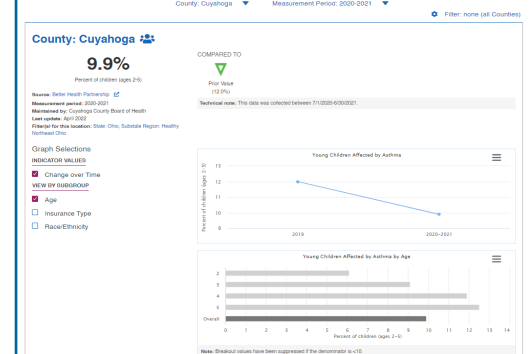
EAHS entered into a partnership with [Better Health Partnership](#), and was receiving health status data from Better Health Partnership's Children's Health Initiative. Better Health Partnership is a non-profit regional health improvement collaborative, whose scope includes improving the health and well-being of children. Alison Patrick, program manager at the Cuyahoga County Board of Health, and team lead for the EAHS, met with the Healthy Northeast Ohio team and shared that EAHS was looking for ways to make this data publicly available not only to members of the collaborative, but to the whole community. EAHS had also been collecting programmatic data as part of Ohio Healthy Programs (OHP), a voluntary, statewide designation for licensed early care and education programs that had not been widely disseminated to date. Patrick also shared the need for creating a map to show the locations of currently designated OHPs. To date, the coalition has been maintaining a list of these OHPs on their website.

### SOLUTION

Local data can be added to the Healthy Northeast Ohio website, so long as it meets certain requirements. Chris Mundorf, director of data analytics and reporting at Better Health Partnership, provided data for children ages 2 to 5 related to asthma, blood pressure, and weight for all Cuyahoga County zip codes that could be uploaded to Healthy Northeast Ohio. In addition, after reviewing the OHP programmatic data that was being collected, Patrick and the Healthy Northeast Ohio team selected four indicators that would be most useful to the EAHS



Young Children Affected by Asthma






### Early Childhood Health & Well-Being

This curated dashboard includes indicators related to early childhood from Ohio Healthy Programs and Better Health Partnership's Children's Health Initiative.

Ohio Healthy Programs (OHP) is a voluntary, statewide designation for licensed early care and education (ECE) programs that focus on creating healthy eating and activity environments for young children. The overall goal is to prevent obesity and reduce the risk of physical and mental health problems. This program offers training and technical assistance for early care and education providers on best practices in building healthy habits, menus, policies and family engagement support. The OHP indicators in this dashboard are available at the Cuyahoga County level and were provided for Early Ages Healthy Stages.

Since 2016, Better Health Partnership's scope has included improving the health and well-being of children. The indicators from their Children's Health Initiative included in this dashboard relate to asthma, blood pressure, and weight. These indicators reflect Cuyahoga County children, ages 2-5 (with the exception of blood pressures, with at least one visit to a reporting primary care provider in the Better Health Partnership in a selected measurement period). These indicators are available at the county and zip code levels, with the exception of blood pressure, which is only available at the zip code level. The healthcare organizations who contributed this data to Better Health Partnership include:

- Care Alliance Health Center
- Child Health Services
- The MinkusHealth System
- Neighborhood Family Practice
- Sanders Pediatrics
- UH Rainbow Babies and Children's Hospital

 Cuyahoga County OHPs: View a map of currently designated OHPs in Cuyahoga County.
  Early Ages Healthy Stages: Learn more about the Early Ages Healthy Stages Coalition in Cuyahoga County.
  Better Health Partnership: Learn more about Better Health Partnership's Children's Health Initiative.

Select a location using the drop-down list. Click on an indicator name or "learn more" to navigate to the indicator Detail page where you can read more about the indicator.

Cuyahoga

collaborative members, Healthy Northeast Ohio partners, and community members. Options were also discussed for creating a map of the currently designated OHPs in Cuyahoga County.

***“The health issues of our community have complex causes and therefore require greater collaboration between clinical and public health partners. We hope that sharing these aggregated health metrics can bring stakeholders together and inform action,”*** shared Mundorf.

## RESULTS

Together Patrick, Mundorf, and the Healthy Northeast Ohio team finalized all of the information needed to add the OHP and Better Health Partnership indicators to the website. This included details such as the indicator names, descriptions, source information, and breakout data. The Healthy Northeast Ohio team uploaded the following OHP indicators to the site:

- ✓ Designated Ohio Healthy Programs
- ✓ Children served by designated Ohio Healthy Programs
- ✓ Families served by Designated Ohio Healthy Programs
- ✓ Healthy policies adopted by designated Ohio Healthy Programs

The health status indicators from Better Health Partnership that were uploaded to the site were:

- ✓ Young children affected asthma
- ✓ Young children affected by overweight or obesity
- ✓ Young children affected by elevated blood pressure or hypertension

A curated dashboard, or a pre-built customized dashboard that can be created on the back-end of the Healthy Northeast Ohio website, was created to house these early childhood health and well-being indicators. The [Early Childhood Health and Well-Being curated dashboard](#) launched in April 2022, and contains information about OHP and Better Health Partnership’s Children’s Health Initiative, as well as links to the EAHS and Better Health Partnership websites.

***“It has been a great opportunity to work with the Healthy Northeast Ohio team to bring this data to life on the website. It will really allow us to be very data driven and informed in the ways, spaces and places in which we do our work. It has been a really wonderful partnership and a great way to be able to share our data and tell a story around our work with Ohio Healthy Programs. We are really excited about the opportunities to use the data and hope it is also useful to others,”*** stated Patrick.

The Healthy Northeast Ohio team also created a [Mapped Resource Collection](#) to show the locations of the currently designated OHP sites in Cuyahoga County. The flags in this map were color coded to designate the OHP types, including center-based programs, family childcare providers, and school-based programs. A link to this map was added to the Early Childhood Health and Well-Being curated dashboard.

***“I love the map and think it is a great tool. This has been on our bucket list for quite a while,”*** commented Patrick.

## ABOUT HEALTHY NORTHEAST OHIO

Healthy Northeast Ohio provides hospitals, public health departments, community-based organizations, philanthropic agencies and other stakeholders with data and resources to support regional and community health improvement activities and strengthen collaboration in the region. Healthy Northeast Ohio serves as a neutral repository of de-identified health information that highlights the collective impact toward positive health outcomes. It allows for easy identification of areas with the highest impact and greatest need. Vetted and verified data comes from more than 30 sources.



Visit us at [www.healthyneo.org](http://www.healthyneo.org)

Questions? Please contact us to learn more or to share your own success story.

LIBBY MCGRAW - Regional Community Health Improvement Manager  
[libby.mcgraw@chanet.org](mailto:libby.mcgraw@chanet.org)

SARAH SZABO - Data Analyst  
[sszabo@ccbh.net](mailto:sszabo@ccbh.net)